



Paw Brothers® Frame Assemblies

PBP89480 & PBP89481

Assembly Instructions

Step 1. Compare the frame assembly hardware you received to the items shown in Figure 1. Note: Only four wheels are shipped with the four wheel frame assembly. Figure 2 shows the parts for each wheel placement.




Step 2. Compare the frame rails to the assembly you received. See Figure 3 or Figure 4.



Six Wheel Frame Rails



Four Wheel Frame Rails



Step 3. Assemble the wheels to the underside of the frame with the bolts and nuts. See figure 5. For the six wheel frame use the cross support to connect the middle of the frame. See Figure 6.